

Laminate Panels

Laminate Panels

Our Laminate Panel combines aesthetics and functionality in an exceptional way. The panel is designed with a realistic depiction of genuine raw materials, featuring beautiful details and nuances that add depth and character to any space.

Laminate is known for its durability and is therefore an excellent choice for those who want minimal maintenance without compromising on quality. Our high-quality laminate is resistant to fingerprints and dirt.

This panel is ideal for those who desire the authentic look of a stone panel but at a more affordable price and with significantly lower maintenance requirements. Laminate Panels are available in various colors and textures, allowing for the creation of a personalized and stylish interior.

With our Laminate Panels, you get:

Creative Freedom

Laminate Panels offer endless possibilities to create your own unique expression and design.

Exclusive Design

An exclusive appearance, produced with a focus on aesthetics and elegance.

Danish Craftsmanship



Produced in Central Jutland, ensuring a high standard of quality through Danish design and production.

The Responsible Choice

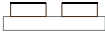













After their lifespan, the panels can be recycled, highlighting our commitment to responsible design and environmental awareness.

Features::

- **Local Production**
All panels are produced in Denmark.
- **Attractive Price per Square Meter**
Competitive price per square meter.
- **Quick Installation**
Easy and fast installation.
- **Minimal Tool Usage**
Requires only a few tools for installation and adjustment.
- **Lightweight Construction**
The panels are lightweight, making handling easier.
- **Varied Surface Options**
Option for different veneer surfaces.
- **Cleaning**
Our panels can be easily cleaned with a wrung-out damp cloth.

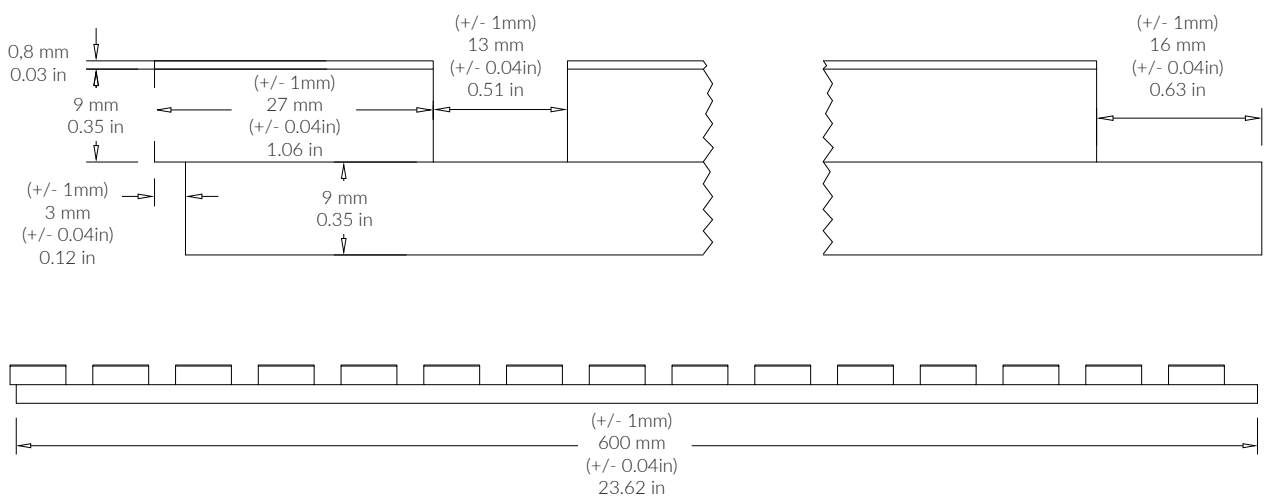
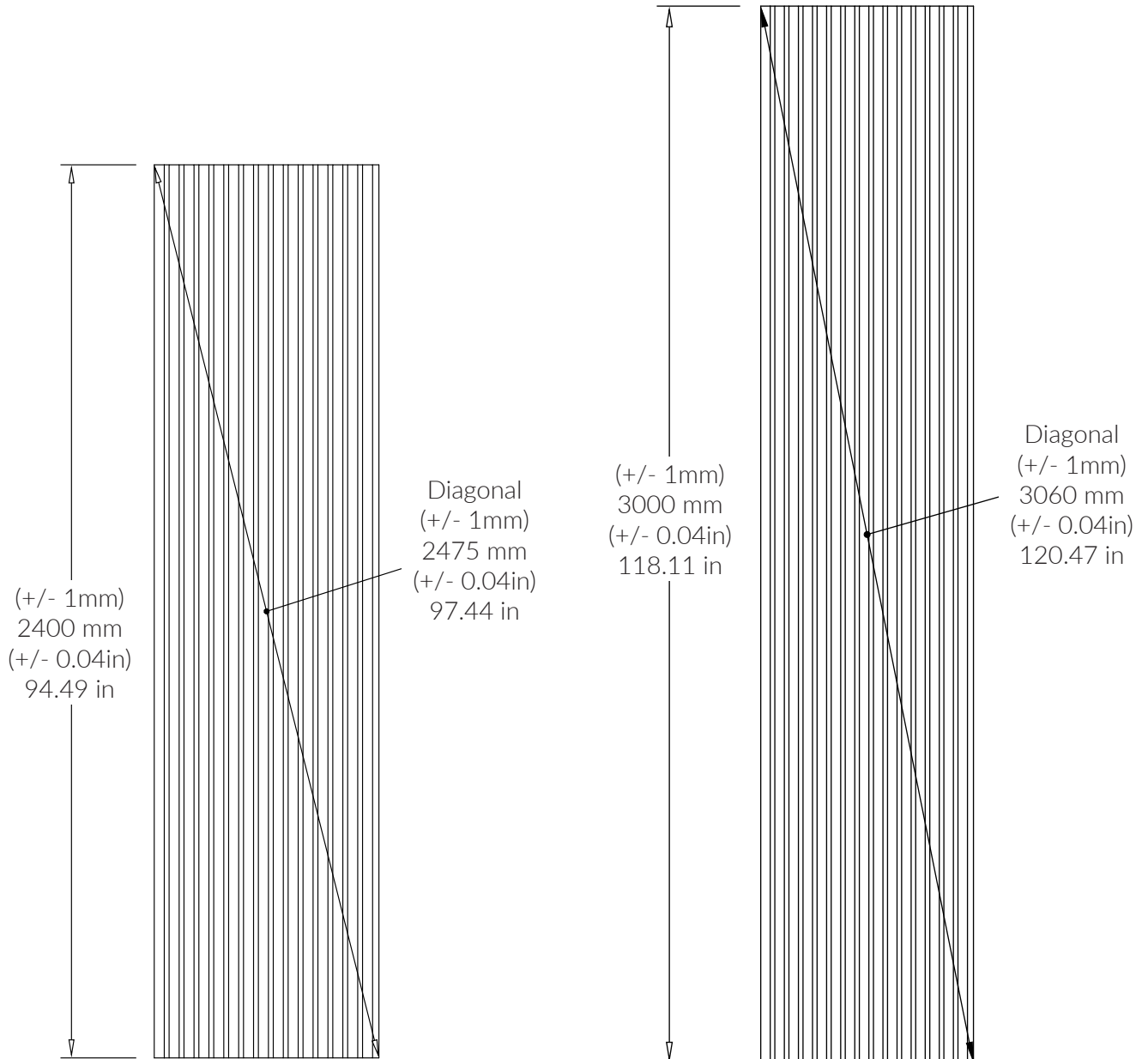


Specifications

 Finér	 Kerne	 Filt	 Dimensioner	 m ² - f ²	 Vægt
Marble Black			2400 x 600 x 20 mm - 94.49 x 23.62 x 0.79 in 3000 x 600 x 20 mm - 118.11 x 23.62 x 0.79 in	1,44 - 15.50 1,80 - 19.37	8,4 kg 10,5 kg
Marble White			2400 x 600 x 20 mm - 94.49 x 23.62 x 0.79 in 3000 x 600 x 20 mm - 118.11 x 23.62 x 0.79 in	1,44 - 15.50 1,80 - 19.37	8,4 kg 10,5 kg
Marble Brown			2400 x 600 x 20 mm - 94.49 x 23.62 x 0.79 in 3000 x 600 x 20 mm - 118.11 x 23.62 x 0.79 in	1,44 - 15.50 1,80 - 19.37	8,4 kg 10,5 kg
Concrete Grey			2400 x 600 x 20 mm - 94.49 x 23.62 x 0.79 in 3000 x 600 x 20 mm - 118.11 x 23.62 x 0.79 in	1,44 - 15.50 1,80 - 19.37	8,4 kg 10,5 kg

Tolerances

Tolerances: +/- 1mm (0.04 inches). Squareness: Length/width +/- 1mm (0.04 inches). Weight +/- 10%



Acoustic Measurements

Sound test according to DS/EN ISO 354:2003

Sound test with 45mm air behind the panel

Test area: 10,8 m²
 Room volume: 215 m³
 Room surface area: 305 m²

Frequency [Hz]	α_s
100	0.09
125	0.22
160	0.30
200	0.53
250	0.56
315	0.87
400	0.99
500	0.97
630	0.97
800	1.02
1k	1.02
1.25k	0.91
1.6k	0.90
2k	0.87
2.5k	0.80
3.15k	0.81
4k	0.77
5k	0.71

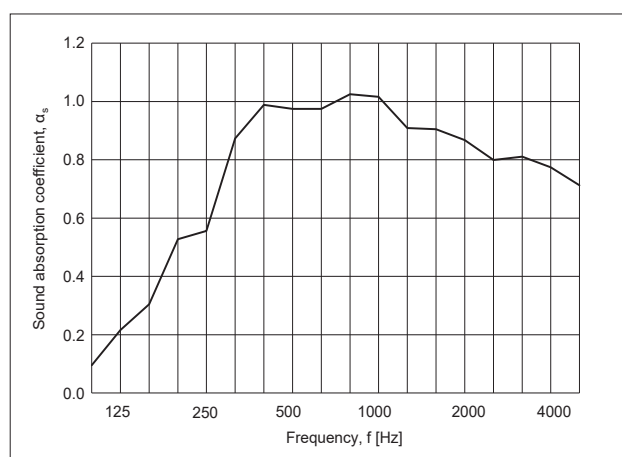


Figure 1: Sound test mounted with 45mm air behind the panel. Closed frame around the edge.

Lydtest med montage direkte på væggen

Test area: 10,8 m²
 Room volume: 215 m³
 Room surface area: 305 m²

Frequency [Hz]	α_s
100	0.02
125	0.02
160	0.02
200	0.05
250	0.05
315	0.11
400	0.16
500	0.26
630	0.32
800	0.46
1k	0.63
1.25k	0.78
1.6k	0.97
2k	1.11
2.5k	1.05
3.15k	0.88
4k	0.75
5k	0.68

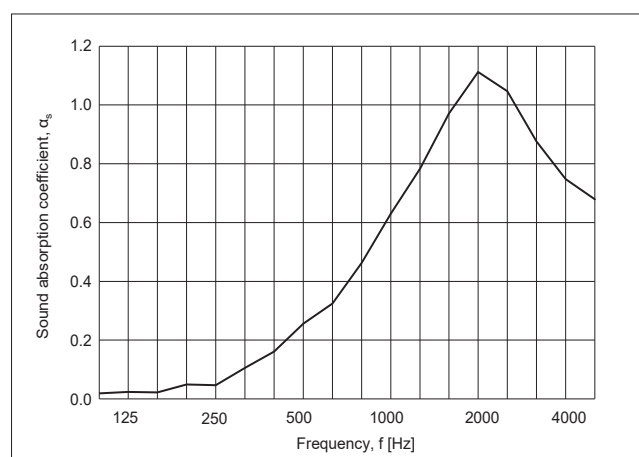
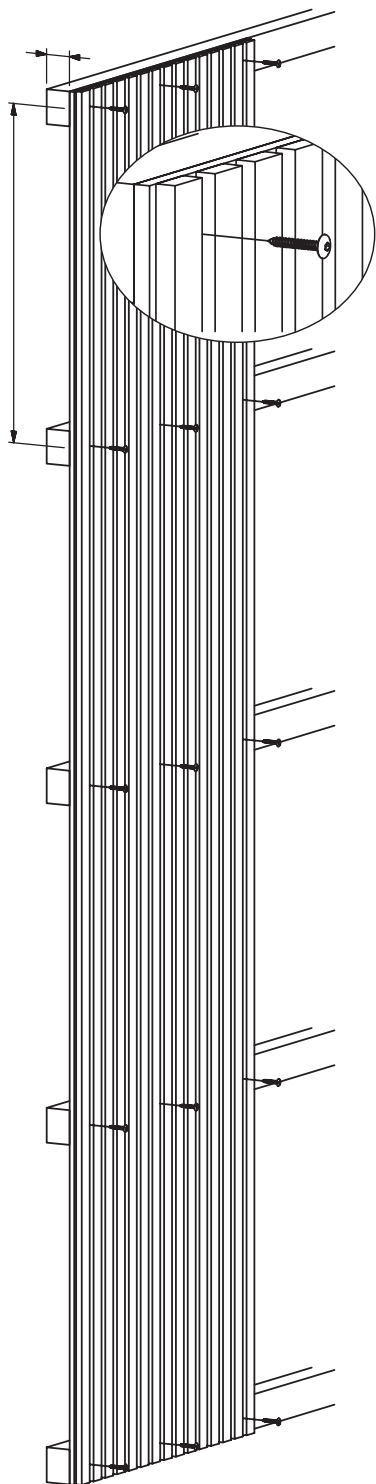


Figure 2: The sound test shows direct wall mounting.

Tests:

Formaldehyde test: Danish Technological Institute
 Indoor climate test: Danish Technological Institute
 Acoustic test: Danish Technological Institute

Installation Guide



Method 1

- Directly on the wall

Mounting adhesive: Apply the adhesive to the panel and place it against the wall. Ensure it is firmly pressed.

Screws: Screw the panel through the felt and into the wall. We recommend using 4 screws per panel. Remember to use wall plugs if your wall type requires it.

Method 2

- On a batten


For optimal sound absorption, set up a batten with 45 mm battens on your wall. We recommend a spacing of 600 mm between your battens. Insert mineral wool between the battens. Screw the panel onto the battens through the felt.

Panel adaptation:

If you need to customize the panels in width or length, we recommend using a plunge saw or circular saw for cutting.

Alternative mounting:

Nail gun diving



FOG & VENØ A/S

Fog & Venø is a leading Danish manufacturer of acoustic and decorative panels with and without acoustic properties. These products are designed and manufactured with a focus on Danish craftsmanship and a constant pursuit of high quality.

The panels are suitable for installation on both walls and ceilings.

Fog & Venø has a strategic partnership with world-leading suppliers of materials such as wood veneer, linoleum, foil, and laminate, ensuring that all Fog & Venø products maintain a high standard and a wide range of options. This means that there is constantly reverberation in the room, and this is where our acoustic panels make a big difference.

Our Danish-produced acoustic panels break the sound and absorb the sound wave, so it dies out when it hits the panels. This means that the sound wave is eliminated and the reverberation time is shortened, which will improve the indoor climate and the feeling of well-being in the room, whether it is private, commercial, or public buildings we are talking about.

Kontaktinformation

Fog & Venø A/S
Buntmagervej 5, DK-7490 Aulum
Tel: (+45) 88 77 83 70
hello@fog-veno.com
www.fog-veno.com